



## AMERICAN FEDERATION OF AVICULTURE

Dedicated to conservation of bird wildlife through encouragement of captive breeding programs, scientific research, and education of the general public.

### MEMBER NATIONAL & INTERNATIONAL ORGANIZATIONS

American Cockatiel Society, Inc. • American Budgerigar Society, Inc. • International Dove Society  
National Finch & Softbill Society • National Parrot Association • National Cockatiel Society  
• International Softbill Society • Southeastern Aviculturists Association  
Avicultural Society of America • Society of Parrot Breeders and Exhibitors  
African Love Bird Society • Avicultural Council of Southern Africa

### MEMBER CLUBS

#### ALABAMA

Bird Club of Greater Birmingham  
Central Alabama Aviculture Society  
North Alabama Aviculture Society  
Rocket City Cage Bird Club

#### ARIZONA

Arizona Aviculture Society  
Arizona Seed Crackers Society  
Avicultural Society of Tucson  
L.O.O.N.Y. Central  
Turkey Flats L.O.O.N.Y.

#### CALIFORNIA

Antelope Valley Bird Society  
Aviary Association of Kern  
Avicultural Association of  
San Francisco  
Budgerigar Research Association  
Butte County Bird Club  
California Game Breeders  
Association  
Capitol City Bird Society  
Central California Cage Bird Club  
Coastal Avian Society of Capitola  
Contra Costa Avian Society  
Finch Society of San Diego County  
Foothill Bird Fanciers  
Fork & Feather Bird Club  
Golden Gate Avian Society  
Golden West Game Breeders and  
Bird Club  
Hi Desert Bird Club  
Hookbill Hobbyists of Southern  
California  
Inland Game Bird Breeders  
Association  
Long Beach Bird Breeders  
Norco Valley Bird Breeders  
North County Aviculturists  
Orange County Bird Breeders  
San Diego County Bird Breeders  
Association  
San Diego County Canary Club  
Santa Clara Valley Canary &  
Exotic Bird Club  
Simi Valley Bird Society  
South Bay Bird Club  
South Coast Finch Society  
Valley of Paradise Bird Club  
West Valley Bird Society  
Western Bird Breeders Society

#### COLORADO

Front Range Avian Society  
Rocky Mountain Society of  
Aviculture, Inc.

#### CONNECTICUT

Connecticut Association for  
Aviculture, Inc.  
New England Finch Fanciers

#### FLORIDA

Aviary & Cage Bird Society of  
South Florida  
Bird Club of Manatee  
Central Florida Bird Breeders  
Association

#### FLORIDA (continued)

Exotic Bird Club of Florida  
Gold Coast Exotic Bird Club, Inc.  
Greater Brandon Avian Society  
Jacksonville Avicultural Society, Inc.  
Miami Parrot Club, Inc.  
Ocala Cage Bird Society, Inc.  
Panhandle Aviculture Society  
Polk County Avicultural Society  
Suncoast Avian Society  
Sunshine State Cage Bird  
Society, Inc.  
West Florida Avian Society, Inc.

#### GEORGIA

Georgia Cage Bird Society

#### ILLINOIS

Illini Bird Fanciers

#### INDIANA

Indiana Bird Fanciers

#### IOWA

Mid-America Cage Bird Society

#### KANSAS

Kansas Avicultural Society, Inc.

#### KENTUCKY

Kentuckiana Cage Bird Club

#### LOUISIANA

Gulf South Bird Club, Inc.

#### MARYLAND

Baltimore Bird Fanciers, Inc.  
Maryland Cage Bird Society, Inc.

#### MASSACHUSETTS

Berkshire Cage Bird Friends Unlimited  
Boston Cockatiel Society, Inc.  
Boston Society for Aviculture, Inc.  
Exotic Cage Bird Society of  
New England  
Massachusetts Cage Bird  
Association, Inc.  
Western New England Cage Bird  
Society

#### MICHIGAN

Great Lakes Avicultural Society  
Lansing Caged Bird Club  
Mid-Michigan Bird Club  
Motor City Bird Breeders, Inc.  
Town & Country Feathered Friends

#### MINNESOTA

Minnesota Cage Bird Association

#### MISSOURI

Gateway Parrot Club  
Greater Kansas City Avicultural  
Society  
Missouri Cage Bird Association

#### MONTANA

Western Montana Aviculturists

#### NEVADA

Las Vegas Avicultural Society

#### NEW HAMPSHIRE

Birds of a Feather Avicultural Society

#### NEW JERSEY

South Jersey Bird Club

#### NEW MEXICO

Flying Feathers Aviculture Society

#### NEW YORK

Broome County Bird Club  
Buffalo Hookbill Association  
Finger Lakes Cage Bird Association  
Greater Rochester Hookbill  
Association  
Rochester Cage Bird Club

#### NORTH CAROLINA

Charlotte Metrolina Cage Bird Society  
Smoky Mountain Cage Bird Society  
Triad Exotic Bird Club

#### OHIO

Apple Seed Bird Fanciers  
Cleveland Cage Bird Society, Inc.  
Golden Crescent Cage Bird Club  
Mid-American Exotic Bird  
Society, Inc.

#### OKLAHOMA

Bird Fanciers of Oklahoma

#### OREGON

Cascade Budgerigar Society  
Emerald Exotic Bird Club  
Northwest Bird Club  
Rose City Exotic Bird Club

#### PENNSYLVANIA

Anthracite Bird Club  
Chester County Bird Breeders  
Delaware Valley Bird Club  
Erie Cage Bird Club  
Greater Pittsburgh Cage Bird Society  
Philadelphia Avicultural Society  
York Area Pet Bird Club

#### TENNESSEE

Greater Memphis Bird Club

#### TEXAS

Dallas Cage Bird Society

#### UTAH

Avicultural Society of Utah  
Utah Pheasant Society

#### VIRGINIA

Commonwealth Avicultural Society  
National Capital Bird Club  
Parrot Breeders Association  
Peninsula Caged Bird Society  
Tri-State Bird Club & Foundation

#### WASHINGTON

Avicultural Society of Puget Sound  
Cascade Canary Breeders  
Association  
Greater Spokane Avicultural Society  
South Sound Exotic Bird Society  
Washington Budgerigar Society, Inc.

#### WISCONSIN

Milwaukee Bird Society, Ltd.  
Wisconsin Cage Bird Club, Inc.

# Breeding Red Fronted Macaws

by John and Cindy Hollingshead  
Blackstone Aviaries, Tarzana, California

In March of 1984 my husband John and I bought our first pair of red fronted macaws. We set them up in a 3' x 3' x 6' cage with an 18" x 18" x 24" wooden nest box. This pair had been in a holding cage for over a year with about 50 other sexed red fronts. It was noted by the keeper that they had pair bonded together on their own, and he advised us to set them up as soon as possible. The red fronts were very compatible. We saw the birds sitting closely together on the perch, eating together and preening each other.

In 1984 we were feeding the birds a diet of boiled corn, beans and dog food kibble, with some cut up fruits and vegetables. Since then we have changed our diet to 50% cooked racing pigeon mix, 25% Leach large hookbill mix and 25% fruits and vegetables. Our fruit and vegetable mix consists of carrots, broccoli, celery, apples, pears, and two or three different kinds of melons. At varying times over the last few years we have added a few changes such as sprouted beans and seeds.

The birds were set up in an indoor cage and were placed on the end of a row to give them a little more privacy. These birds were a little shyer than some of our other pairs and seemed to do better when left alone. Our bird buildings are not heated but are insulated and cooled during the summer with a swamp cooler. The lights in the buildings are on timers. We increase the amount of light starting in January, and towards the end of fall we decrease the amount of light to give the birds a natural rest period.

In February of 1985 we noticed the birds had bowled out their nest box and several times we caught the female coming off the nest. On April 10, 1985 they had their first egg. The second egg was on April 13 and the

For information about contacting any of these member clubs, please call that club's closest state coordinator. There is a state coordinator listing with phone numbers elsewhere in this publication.



## 1989 OFFICERS

THOMAS C. MARSHALL/President (703) 759-5978  
 PHYLLIS MARTIN/1st Vice President (813) 839-4751 DAVIS KOFFRON/2nd Vice President (602) 268-9237  
 VICKI FLETCHER/Chief Financial Officer (206) 841-2705 KAYE BREDEHORST/Corresponding Secretary (703) 281-4136  
 VICKI FLETCHER/Executive Secretary (206) 841-2705

## REGIONAL VICE PRESIDENTS

Dallas D. Johnson/Northeastern (301) 540-6198 • Chuck Saffell/Southeastern (818) 722-0997  
 Bill Wilson/Mideastern (815) 568-5611 • James McCabe/North Central (612) 753-5241  
 Jack Clinton-Eitnien/South Central (512) 828-5306 • Opal Crosser/Western (602) 853-0348  
 Dick Dickinson/Northern California (408) 248-1641 • Linda Sun/Southern California (714) 688-4907  
 Jeri Wright/Northwest (206) 838-9802

## LEGAL COUNSEL VICE PRESIDENT

Gary Lillenthal (617) 542-7070

## LEGISLATIVE VICE PRESIDENT

Janet Lillenthal (617) 542-7070

## STATE COORDINATORS

Amy Worell, DVM/State Coordinator Chairman (818) 704-0223

<b>ALABAMA</b> Charles Reaves (205) 892-0015	<b>KENTUCKY</b> Thomas B. Angel, Jr., DVM (606) 371-4929	<b>OHIO</b> Michael Rogers (419) 639-3673
<b>ALASKA</b> Jim Bauman (907) 344-0623	<b>LOUISIANA</b>	<b>OKLAHOMA</b> Tom Snowden, MD (405) 478-3197
<b>ARIZONA</b> Sunny Clarkson (602) 943-0614	<b>MAINE</b> Archie Fairbrother (207) 394-2252	<b>OREGON</b> Ron Sweere (503) 324-2473
<b>ARKANSAS</b>	<b>MARYLAND</b> Roddy Gabel (301) 585-9647	<b>PENNSYLVANIA</b> Brenda Geesey (717) 854-2604
<b>CALIFORNIA (NORTH)</b> Laurella Desborough (415) 372-6174	<b>MASSACHUSETTS</b> Dennise Cabral (617) 586-3293	<b>RHODE ISLAND</b>
<b>CALIFORNIA (SOUTH)</b> Aletta M. Long (213) 596-7429	<b>MICHIGAN</b> Mike Underwood (517) 349-3438	<b>SOUTH CAROLINA</b> Ted Stephens (803) 279-3374
<b>COLORADO</b> Susan Baker (303) 223-2452	<b>MINNESOTA</b> David Robison (612) 423-6263	<b>SOUTH DAKOTA</b> Royce King (605) 393-1720
<b>CONNECTICUT</b> Walter J. Willoughby (203) 528-7296	<b>MISSISSIPPI</b> Jerry Pace (601) 781-2364	<b>TENNESSEE</b>
<b>DELAWARE</b> Diane Korolog (302) 762-0819	<b>MISSOURI</b> Gus Piro (314) 837-3063	<b>TEXAS (NORTH)</b>
<b>FLORIDA (NORTH)</b> Cal Kimura (407) 892-7661	<b>MONTANA</b> Fred Frey (406) 549-0530	<b>TEXAS (SOUTH)</b> Tom Squyres (817) 244-4126
<b>FLORIDA (SOUTH)</b> Tom Ireland (407) 968-4214	<b>NEBRASKA</b> Father John Graves (402) 729-2058	<b>UTAH</b> Rex Kennedy (801) 571-6183
<b>GEORGIA</b> Mimi Shepherd, DVM (404) 377-6319	<b>NEVADA</b>	<b>VERMONT</b>
<b>HAWAII</b>	<b>NEW HAMPSHIRE</b> F. Lawrence Brandt (603) 642-5074	<b>VIRGINIA</b> Dick Ivy (804) 898-5090
<b>IDAHO</b> Arnold Davis (208) 775-3609	<b>NEW JERSEY</b> Carol Bauer (201) 662-1400	<b>WASHINGTON</b> June Halfon (206) 722-JUNE
<b>ILLINOIS</b> Bonnie Doane (312) 223-2117	<b>NEW MEXICO</b> Bil Parker (505) 473-2886	<b>WASHINGTON, D.C.</b> Ruth Hanessian (301) 424-PETS
<b>INDIANA</b> Nicole Vander Heyden, DVM (317) 447-3372	<b>NEW YORK</b> Paul Gildersleeve (516) 922-1169	<b>WEST VIRGINIA</b> Patty Knoblauch (304) 725-5601
<b>IOWA</b> Randy Karg (712) 542-4190	<b>NORTH CAROLINA</b> R.M. Mack Long (919) 674-9328	<b>WISCONSIN</b> David Bluma (414) 639-1266
<b>KANSAS</b> Hal Prester (316) 788-4505	<b>NORTH DAKOTA</b>	<b>WYOMING</b>

## SCHEDULE FOR AFA BOARD OF DIRECTORS MEETINGS

Mark these dates and plan to attend!

### August 8 thru 13, 1989

15th Annual Convention

Phoenix, Arizona — The Pointe at South Mountain Resort  
 Opal Crosser, Chairperson (602) 853-0348 or 853-0358

### August 7 thru 12, 1990

16th Annual Convention

Washington, D.C. National Airport — Hyatt Regency, Crystal City

third egg arrived April 16. All three eggs were fertile and hatched on May 5, 8, and 11. We noticed with this clutch and in all future clutches that the babies all hatch on the 25th day of incubation.

We had noticed the first two eggs were a little bigger than the third egg and when the babies hatched and grew we noticed the third baby was smaller when compared with the weights of the older babies at the same age. (At a later date when we sexed them the first two babies turned out to be males and the third baby turned out to be a female.)

We left the babies with the parents until the 17th of May, twelve days after the first egg had hatched. We had noticed the mother had done a great job of feeding the babies and the first two babies had been very close in size. However, the third baby, being a little smaller to begin with, soon seemed to disappear beneath her two big brothers. Feeling the third baby might be overlooked, we pulled all three for hand feeding.

Over the next few months we learned a lot about hand feeding and different problems that arose. We were hand feeding a few other birds at this time and had some problems such as: very little or no weight gains, slow digestion, *candida*, *E. coli* and *klebsiella*. My husband and I talked to Dr. Geof Smith soon after pulling the three baby red fronts. After going over everything we found the problem to be the way we were keeping the babies warm. We had been told that putting a baby in a fish aquarium with a heating pad underneath was how many people keep their babies. We have since found out that people who do use the heating pad method put the babies directly on the pad or at least a layer of towels over the pad






Four of our 1987 Red Fronted Macaws.

and a towel over the top of the aquarium. With a heating pad the babies need to be watched very closely, so they do not get cold or overheated. This method turned out to be a very inadequate way for us to keep our birds warm.

Photo by George D. Dodge and Dale R. Thompson



Adult male Red Fronted Macaw.

We have concluded that babies cannot be kept warm enough with a heating pad. When the babies are not warm enough the crop will slow down in digestion. When digestion slows down, the risk is run of *candida* and bacterial problems. An environmentally controlled method was shown to us by Dr. Smith by fixing up a bucket with a dome incubator on top to make a brooder for the babies. We also used this method with a fish aquarium when the babies were bigger and we would cover the uncovered part of the aquarium with

a towel. Since then we have built our own brooders with a temperature controlled area, and we have also purchased some commercially made brooders. We have had good success with raising our baby birds in brooders that are accurately temperature controlled. After our initial problems with learning how to brood our babies properly they began to gain weight steadily.

Over the past few years we have learned that body weights are a very good indicator of the overall general health of baby birds. We keep daily charts of the babies, weighing them (crop empty) at the same time every day. With each clutch and each bird the weights vary, but the gains should be daily and constant until the birds start to wean. Weight charts also help with the weaning of the birds by letting us know if the baby may be losing too much weight. (Weight charts on baby red fronts are at the end of this article).

We also keep charts on how much we feed them and how often we feed them. Keeping track of how often and how much food has been fed helps let the next person know what amount to feed. Both my husband and I feed the birds and this eliminates any mistakes or guessing. We also feed "around the clock" when the babies are young, as we feel the babies have much better weight gains when kept full of food. We do, however, let the babies go completely empty once in a 24 hour period as this helps keep the

Photo by Cindy Hollingshead



The full colored male on the left is the first chick hatched of the '85 clutch. Younger bird at right is also a male, our only bird of the 1986 clutch.





# ROUDYBUSH



## Seems Like a Funny Name

but Tom Roudybush gave his name to his bird foods to let you know that his knowledge, experience, and integrity go into each product. Tom has been a pioneer in pet bird nutrition, establishing a university flock of cockatiels and amazon parrots used primarily for nutritional research. His name appears as an author on all the published pet bird nutrition research in the United States to date. He has worked in the area of avian nutrition since 1968, and in the specialized area of pet bird nutrition since 1979. Most avian nutritionists have experience with poultry, and most of the research data pertains to poultry. Tom Roudybush is a rare nutritionist who has worked with poultry, gamebirds, seabirds, hummingbirds, pigeons, and psittacines. His broad knowledge and experience allows him to formulate bird foods tailored to your birds' needs. Tom's products address differences in life cycle stages as well as species differences:

- **Handfeeding formulas** for seed-eaters, squab, and nectivores.
- **Maintenance pellets and crumbles** for non-growing, non-breeding seed-eaters.
- **Breeder pellets and crumbles** for breeding and chick-rearing seed-eaters.
- **Medicated pellets and crumbles** (1% CTC) for treatment of psittacosis and other CTC responsive infections.


Tom has the scientist's passion for seeking facts. Because pet bird nutrition is such a new, relatively unexplored field, much is still unknown. But you can be sure that Tom Roudybush is among the forefront in learning more.

*Let Tom Roudybush, one of the world's leading pet bird nutritionists, be your bird's nutritionist.*

For information or the distributor nearest you, please contact:  
P.O. Box 331, Davis, CA 95617-0331 or Phone (916) 661-1726

## choice golden mealworms

THE EXACT PRESCRIPTION FOR A HEALTHIER, HAPPIER, CONTENTED BIRD.



RAINBOW MEALWORMS contain 12 of the 16 elements that are found in living tissue and rich in vitamins A and B. Natural vitamin A is essential to your birds nutrition and growth. Vitamin B is required to maintain the nervous system.

RAINBOW MEALWORMS are a living food, clean and odorless. They should be kept under refrigeration at 40° to 48° (but not necessary). At this temperature they become dormant and maintain perfect condition for several months.

RAINBOW MEALWORMS are graded in four sizes for your conveniences: **SMALL, MEDIUM, LARGE, and MIXED**. Each and every worm is fresh and lively. No need for sorting or sifting. We guarantee 10% or more over-count per measure.



**PROMPT SHIPMENT ALL YEAR AROUND.**  
**INSTRUCTIONS ON CARE ARE ENCLOSED WITH FIRST ORDER.**

### MEALWORM COUNT

50 .....	\$6.24
100 .....	9.00
500 .....	25.92

### BULK WHOLESALE PRICES

2000 .....	8.80	10,000 .....	27.00
3,000 .....	10.50	20,000 .....	49.00
5,000 .....	14.75	40,000 .....	90.00



### THE BEST FOR LESS

Mealworms are easy to eat! Birds Love 'em!

Inquiries:

**(213) 635-1494**

Orders only:

**(1-800) 777-WORM**

California Residents  
add 6% Sales Tax.



**P.O. BOX 4525**  
**126 E. SPRUCE ST.**  
**COMPTON, CA. 90220**



## 1989 COMMITTEES

### AVIAN RESEARCH

Dr. Susan Clubb (305) 226-6778

### AVIAN TRANSPORTATION

Clifton Witt (301) 589-1262

### AVY AWARDS

Dale Thompson (805) 252-4871

### CALIFORNIA LIAISON

Laurella Desborough (415) 372-6174

### CITES

Lee Phillips (301) 798-1353

### CLUB PROMOTION

### CONSERVATION

Jack Clinton-Eitnien (512) 828-5306

### CONVENTION STEERING

Phyllis Martin (813) 839-4751

### CONVENTION 1989

Opal Crosser (602) 853-0348

### EDUCATION AND MEDIA SERVICES

Dr. Val Clear (317) 642-0795

### ETHICS

Trudi Dam (813) 422-3772

### FINANCE

Vicki Fletcher (206) 841-2705

### LEGAL COUNSEL

Gary Lilienthal (617) 542-7070

### LEGISLATION

Janet Lilienthal (617) 542-7070

### MEMBERSHIP SERVICES

Joe McLaughlin (503) 538-6323

### AFA IN BRIEF (monthly newsletter)

Gary Clifton (602) 946-1304

### NOMINATING AND ELECTIONS

Kayla Snyder (215) 855-4463

### PUBLIC RELATIONS

Linda Rubin (617) 469-0557

### PUBLICATIONS

Jerry Jennings (818) 884-5476

### RAFFLE

Dick Dickinson (408) 248-1641

### SPEAKERS

Nancy Vigran (818) 980-4694

### STATE COORDINATOR

Amy Worell, D.V.M. (818) 704-0223

### VOLUNTEER COORDINATOR

Laurella Desborough (415) 372-6174

### WAYS AND MEANS

A.B. McNabney (415) 945-1785

### BUSINESS OFFICE

Sue Jordan (602) 484-0931

### WATCHBIRD STAFF

Jack Clinton-Eitnien/*Editor* (512) 828-5306

Jerry Jennings/*Editor* (818) 884-5476

Dale Thompson/*Editor* (805) 252-4871

M. Jean Hessler/*Art Director*,

*Production* (714) 548-3133

Mark Sargent/*Advertising* (301) 585-4124

babies from getting *candida*.

In 1986, our red fronted macaws went back to nest April 23, laying the second egg on April 27, and the third egg on April 30. Only one egg was fertile in this clutch and it hatched on May 20.

At this time we also had a pair of blue and gold macaws on three eggs. Their second egg died part way through incubation, and since there was a chance the female blue and gold might overlook the smaller baby, we decided to pull the blue and gold's third egg and put it in with the red fronted macaw mother. We put the egg in with the red fronts and pulled their remaining infertile eggs.

On May 20 the baby red front hatched, followed four hours later by the baby blue and gold. A blue and gold baby is much more vocal than a red front baby and, not wanting the red front mother to overlook her own baby, we decided to help it along with a couple of feedings while it was still in the nest. After that the red front mother fed both babies with no problems. The babies were pulled at ten days of age for hand feeding. The blue and gold baby was larger than the red front baby but this was normal as the blue and golds are a much bigger species. (1986's baby red front turned out to be a male.)

In 1987 our red front made up for her slow previous year as we got four eggs this clutch. The eggs were laid April 9, 13, 15 and 19. All of the eggs were fertile and hatching dates were May 7, 8, 11 and 14. At the same time we had a lilac crown that had gone to nest for the first time that year. The lilac crown had only one fertile egg out of three and her baby was ten days old when the fourth red front egg hatched. Feeling four babies were a lot for the red front mother to raise, we decided to pull the lilac crown baby for hand feeding and put two baby red fronts in its place. The lilac crown female proved to be an excellent mother. She never missed a beat when we pulled her older, larger baby and replaced it with two smaller babies. She raised those baby red fronts as if they were her own and when we pulled the babies at about ten days for hand feeding they looked great. As it turned out, the first two babies were females and the second two babies in this clutch were males. (PLEASE NOTE: Fostering babies should not be taken lightly or done without realizing the risk of foster parents not feeding and/or killing a baby.)

Red fronted macaws are one of my favorite birds. They were overlooked as a good pet for awhile as there were

## Red Fronted Macaw Weight Chart (in grams)

1985 - 1987

1985				1986	1987			
Chick	#1	#2	#3	#1	#1	#2	#3	#4
Day								
6			29					
9		66	31					
10		66			85	92		82
12	67			113	118	116		100
15	67	85	63	146	158	166	141	158
20	107	136	104	203	269	266	252	250
25	168	181	123	273	367	367	375	377
30	208	196	135	361	468	474	442	452
35	235	215	175	448	528	516	500	535
40	267	250	231	512	536	524		
45	325	324	313					
50	425	403	380					
55	477	496						
60	490							

not many around, but they do make excellent pets. All the baby red fronts we have raised were talking before they were four months old. Red fronts have a higher pitched voice than the larger macaws, but they are very clear talkers and can pick up lots of words and full sentences. They are very friendly birds and love lots of attention. One of the interesting things about the babies is their flying ability. Most macaws' or Amazons' first flights are done with a lot of crashing and running into things. However, the first flight of most of my red fronts were of beauty and grace in motion. The babies can hover like a hummingbird, just before they land on your head, or any other place for which they aim. The red fronts are very at ease on their backs, often rolling over if they trust the person handling them. Also, when the babies are playing together they will roll around on the bottom of the cage.

Following is our hand feeding diet and weight charts on the red fronted macaw babies:

#### **Blackstone Aviaries Hand Feeding Diet for Baby Birds**

1-1/2 cups Zupreem monkey chow  
3/4 cup shelled raw peanuts  
3/4 cup hulled raw sunflower seeds  
1 jar carrots (4-1/2 oz.) baby food  
1 jar oatmeal with bananas & applesauce (4-1/2 oz.)  
1 jar spinach or creamed corn baby food (4-1/2 oz.)

1 jar applesauce or other fruit (4-1/2 oz.)

2 tablespoons natural peanut butter

1 teaspoon bird vitamins

1 teaspoon D Cal Fos by Fort Dodge

3/4 teaspoon Mycostatin

1/2 cup Gerber's Hi-Protein cereal

3-3/4 to 4 cups water

1. Put all ingredients except Hi-Protein cereal into blender and mix on high speed until well blended.
2. Pour food into bowl and stir the Hi-Pro cereal in by hand.
3. Store in refrigerator until needed but do not store more than one day.
4. Fill syringe with food and place in 105 degree water.
5. Test temperature of food before feeding.

NOTE: The consistency of the food should be about the thickness of pancake batter. Adjust the amount of water if the mixture is too runny or too thick. ●

## **Commercial**



## **Members**

All About Birds, Fairfield, OH  
American Bird Company,  
Falls Church, VA  
Animal Crackers, Greendale, WI  
Animal Kingdom, Inc., Chicago, IL  
Avian & Animal Hospital, Largo, FL  
Avicultural Breeding & Research Center,  
Loxahatchee, FL  
Beastly Distributing, Brooklyn, NY  
Bio-Pak Associates, Farmingdale, NJ  
Biomune, Inc., Lenexa, KS  
Bird & Board, Orange, CA  
Birds Breeding Farm, Belgium  
Birds of Paradise, Houston, TX  
Burke's Birds, San Bernardino, CA  
Crofton Animal Hospital,  
Gambrills, MD  
Docket Pet Center #450,  
Watertown, MA  
East Coast Aviaries, Inc.,  
Conway, SC  
Eight In One Pet Products, Inc.  
Hauppauge, NY  
Elgas Studios, Big Timber, MT  
Erect Easy Wire Co., Inc.,  
N. Hollywood, CA  
Fins, Furs, 'n Feathers,  
Boca Raton, FL  
Greeson's Baby Parrots,  
Ft. Lauderdale, FL

Hagen Avicultural Research  
Institute, Rockwood,  
Ontario, Canada  
Kaytee Products, Inc., Chilton, WI  
Kellogg, Inc., Milwaukee, WI  
Lake's Minnesota Macaws, Inc.,  
St. Paul, MN  
Lowcountry Parrot Jungle, Ravenel, SC  
Magnolia Bird Farm, Anaheim, CA  
Micro Bio Products, Tempe, AZ  
Nekton U.S.A., Inc., Clearwater, FL  
Parrot Jungle, Inc., Miami, FL  
Parrotville Aviaries, St. Clair, MI  
Pet Farm, Inc., Miami, FL  
Petland — Flint, Michigan  
Petland — White Flint Plaza,  
Kensington, MD  
Pets 'n Such, Erlanger, KY  
Purina Mills, Inc., St. Louis, MO  
Ratnavira Wildlife Art Gallery,  
Fallbrook, CA  
Rolf C. Hagen, Inc., St. Laurent,  
Quebec, Canada  
Scarlet Oak Aviaries, Glenwillow, OH  
Tammy's Landing, Kernville, CA  
The Reptile Place, Mahwah, NJ  
The Seed Factory, Modesto, CA  
Wilson's Parrots, Alexandria, VA


## **A little bird told me . . .**

where to buy his needs cheap! cheap! cheap!

- WOOD PRODUCTS
- METAL NEST BOXES
- BIRD TOYS
- FEED
- BIRD BOOKS
- HEALTH PRODUCTS
- CROCKS & CROCK HOLDERS

Topper Bird Ranch Diet®  
Petamine & Budgimine  
Bulk Spray Millet  
Bulk Cuttle Bone  
Canary Song Food

- CAGES
- Coast
- All Purpose
- Wrought Iron



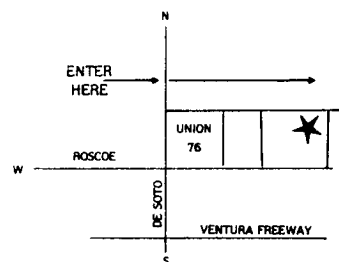
## **Discount Bird Supplies**

20833-1/2 Roscoe Avenue  
Canoga Park, CA 91306

(Entrance on De Soto...ample parking)

— OPEN WEEKENDS ONLY —  
Friday 10 - 6 / Sat. & Sun. 8 - 5

Fri. Sat., Sun. call (818) 700-7808  
Mon.-Thurs. only call (818) 340-6318



(818) 340-6318



— DISCOUNT PRICE CATALOG MAILED UPON REQUEST —